

10332-1

ALL DIMENSIONS IN mm
UNLESS OTHERWISE STATED

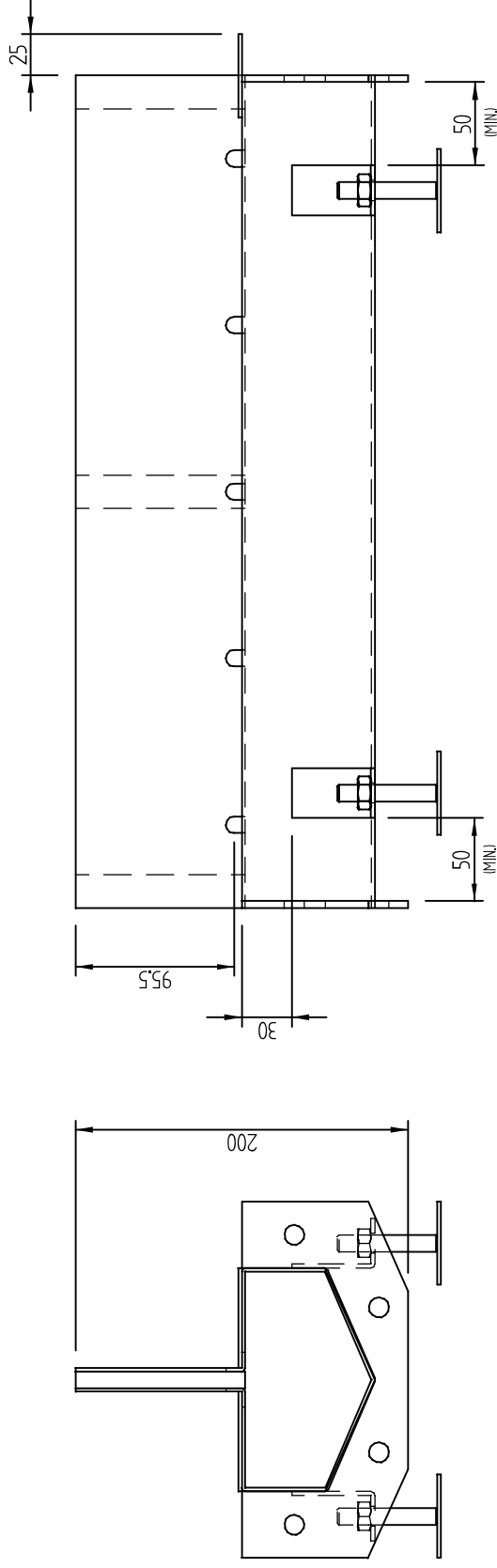
THIS DESIGN IS COPYRIGHT & THE PROPERTY OF COMPONENT DEVELOPMENTS AND
MAY NOT BE COPIED IN ANY FORM WITHOUT WRITTEN PRIOR CONSENT

FIRST ANGLE
PROJECTION



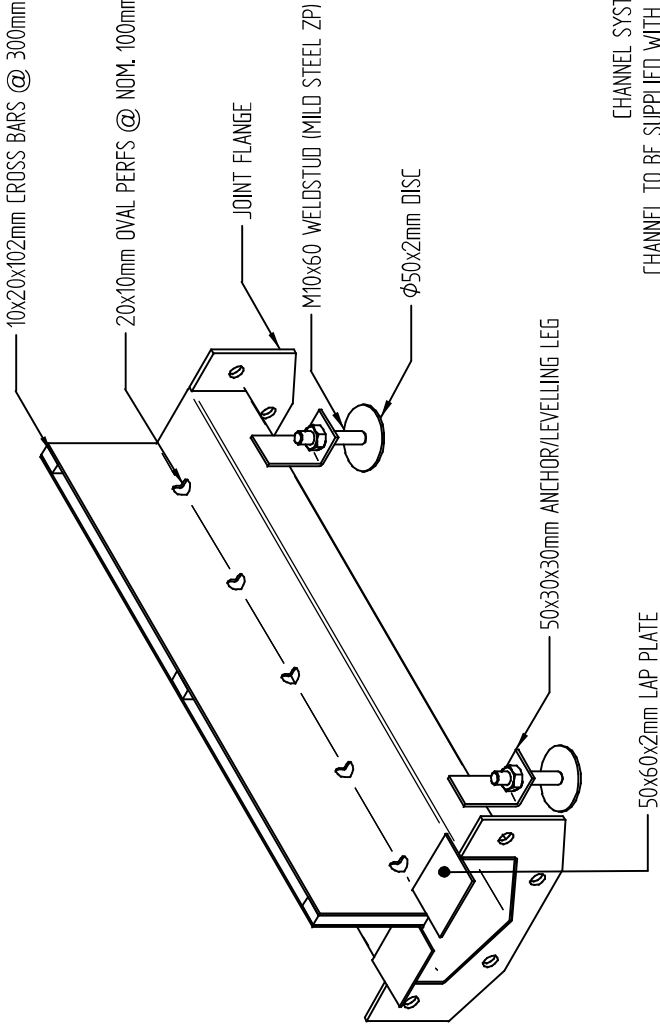
PROJECT

10332-1



10x20x102mm CROSS BARS @ 300mm CRS, MAX.

20x10mm OVAL PERFS @ NOM. 100mm CRS POSITIONED AT APEX OF BEND



NOTES:

MATERIAL: 2mm THICK GRADE 304 STAINLESS STEEL 2B MILL FINISH

CHANNEL TO BE SUPPLIED IN NOM. 6,000mm LENGTHS WITH BOLTED FLANGED JOINTS AND 2mm THK GASKETS.

5mm THICK GASKETS ARE AVAILABLE SHOULD THEY BE REQUIRED TO MAKE UP SITE TOLERANCES.

CHANNEL SYSTEM TO BE SUPPLIED WITH LEVELLING FEET ASSEMBLIES AT MIN. 3,000mm CRS. AND EITHER SIDE OF JOINT FLANGES.

CHANNEL TO BE SUPPLIED WITH 4 NO. M10X20 HEX. HD. SETSCREWS AND 4 NO. M10 FULLNUTS FOR EACH JOINT ASSEMBLY (ALL STAINLESS STEEL A2).

REVISION NOTES

TOLERANCES UNLESS OTHERWISE STATED

UN-MACHINED CASTINGS ±2mm

UN-MACHINED STAMPINGS ±1mm

CUT-OFF LENGTHS ±1mm

MACHINED DIMENSIONS ±0.2mm

FABRICATION DIMENSIONS ±0.3mm



component developments
 Halesfield 10, Telford - Shropshire - TF5 4QP
 Tel: 01952 691100 Fax: 01952 684295
 www.componentdevelopments.com
 design@componentdevelopments.com

REV. A

DATE 19/04/04 DRAWN JR

APPROVED CJST.

SCALE NTS

3603 SLOT DRAIN DETAIL

DRAWING No.

10332-1

ORDER No.

0455/101984

10332-2

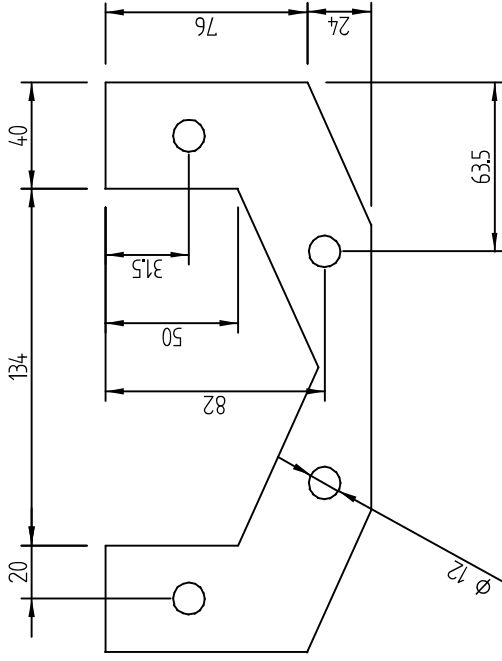
THIS DESIGN IS COPYRIGHT & THE PROPERTY OF COMPONENT DEVELOPMENTS AND MAY NOT BE COPIED IN ANY FORM WITHOUT WRITTEN PRIOR CONSENT

FIRST ANGLE PROJECTION

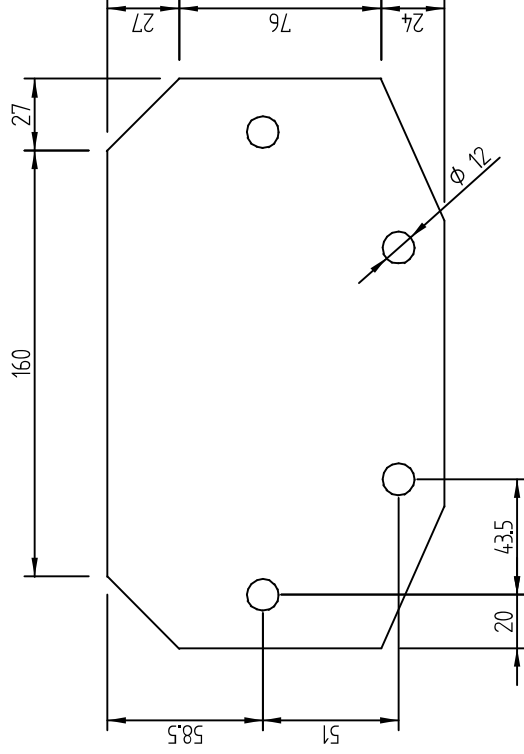


PROJECT

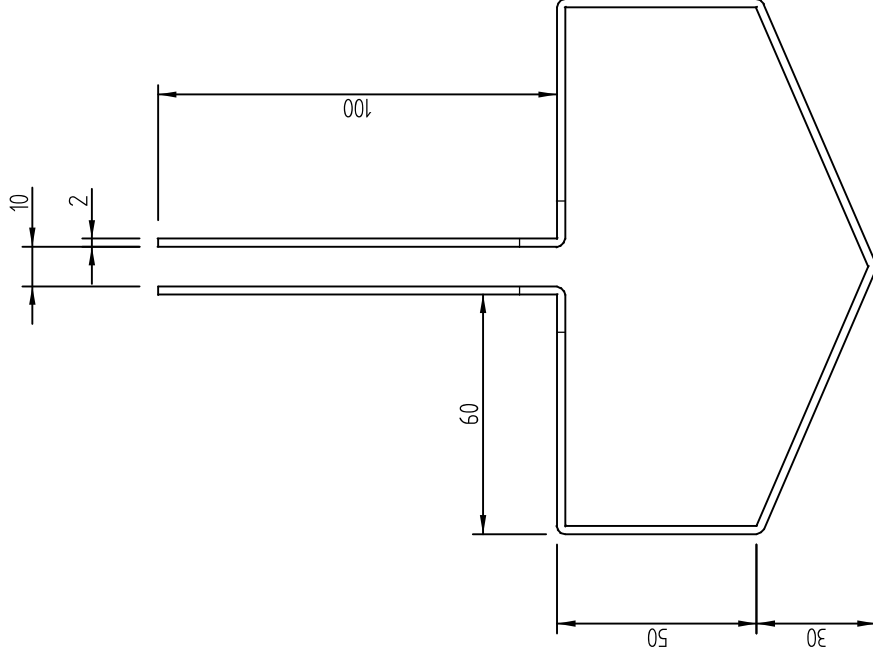
10332-2



JOINT FLANGE:- MATERIAL: 4mm THK STAINLESS STEEL GRADE 304 2B MILL FINISH
JOINT GASKET:- MATERIAL: 2mm THK BLACK NITRILE 50 SHORE HARDNESS



BLANKING PLATE:- MATERIAL: 4mm THK STAINLESS STEEL GRADE 304 2B MILL FINISH
BLANKING GASKET:- MATERIAL: 2mm THK BLACK NITRILE 50 SHORE HARDNESS



CHANNEL PROFILE

MATERIAL: 2mm THK STAINLESS STEEL GRADE 304
2B MILL FINISH

REVISION NOTES

TOLERANCES UNLESS OTHERWISE STATED
 UN-MACHINED CASTINGS ++2mm
 UN-MACHINED STAMPINGS ++1mm
 CUT-OFF LENGTHS ++1mm
 MACHINED DIMENSIONS ++0.2mm
 FABRICATION DIMENSIONS ++3mm



component developments
 Halesfield 10, Talford, Shropshire, TF8 4QP
 Tel: 01952 691100 Fax: 01952 694295
www.componentdevelopments.com
design@componentdevelopments.com

3603 CHANNEL PROFILE - JOINT FLANGE, JOINT GASKET,
BLANKING PLATE AND BLANKING PLATE GASKET DETAILS.

DRAWING No.

10332-2

ORDER No.

0455/101984

REV. A

DATE 19/04/04 DRAWN JR

APPROVED CUST.

SCALE NTS